








Previsió a curt termini

Mitjanes de l'estació

	 °C	 %	 hPa	 km/h	 mm/h	 °C
22 Nov	14.1 / 5.9	74.5	1017.9	6.4	0.0	11.4 / 2.7
23 Nov	12.7 / 4.3	81.4	1022.6	3.2	11.2	9.9 / 2.5
24 Nov	12.8 / 3.8	83.9	1017.2	4.9	14.2	10.2 / 1.6
25 Nov	12.7 / 6.6	86.4	1013.1	4.5	4.5	11.1 / 4.6
26 Nov	12.6 / 6.3	86.2	1014.0	4.9	0.1	11.0 / 4.6
27 Nov	12.4 / 7.1	81.5	1009.1	10.7	4.2	9.0 / 4.5
28 Nov	11.6 / 6.8	82.2	1007.4	12.0	2.7	8.1 / 3.6
29 Nov	13.3 / 5.4	84.1	1012.5	3.8	0.0	11.9 / 3.6
30 Nov	16.0 / 4.6	85.1	1016.7	3.2	0.1	14.5 / 3.2

Límits de l'estació

	 °C	 %	 hPa	 km/h	 km/h	 mm/h	 °C
22 Nov	16.9 2023	97.0 2020	1031.6 2020	32.3 2024	58.0 2024	0.0 > 3 casos	15.0 2020
	-0.1 2020	33.2 2023	1003.0 2024	-	-	-	-2.6 2020
23 Nov	15.3 2020	97.0 2020	1031.1 2020	20.0 2023	42.6 2021	44.4 2021	14.8 2024
	0.2 2020	46.2 2023	1012.2 2021	-	-	-	-1.9 2020
24 Nov	14.6 2020	98.0 2021	1028.6 2020	24.5 2023	42.6 2023	42.6 2021	13.9 2020
	0.6 2020	53.2 2023	1007.1 2021	-	-	-	-1.4 2020
25 Nov	15.6 2023	97.5 2020	1022.2 2020	21.5 2023	38.9 2023	13.4 2021	14.0 2023
	4.5 2021	62.0 2023	1004.5 2021	-	-	-	1.6 2021
26 Nov	15.2 2023	97.2 2020	1019.3 2020	27.0 2021	51.8 2021	0.2 2020	15.2 2020
	3.8 2021	67.6 2023	1004.6 2021	-	-	-	-0.2 2021
27 Nov	14.7 2023	95.0 2020	1018.2 2020	41.1 2021	61.1 2021	12.6 2020	13.0 2020
	2.4 2021	50.4 2023	998.0 2021	-	-	-	-3.4 2021
28 Nov	16.7 2023	97.0 2020	1011.9 2020	35.5 2021	68.5 2021	8.2 2020	13.8 2023
	1.7 2021	56.8 2023	1004.2 2021	-	-	-	-3.7 2021
29 Nov	17.4 2020	95.0 2023	1021.4 2021	22.2 2021	38.9 2021	0.0 2020, 2021, 2023	17.4 2020
	0.3 2021	59.4 2020	1004.7 2023	-	-	-	-3.7 2021
30 Nov	21.3 2023	98.0 2023	1027.9 2021	17.4 2023	35.4 2023	0.2 2020, 2023	20.4 2023
	0.3 2021	53.4 2023	998.7 2023	-	-	-	-2.1 2021

Almanac

